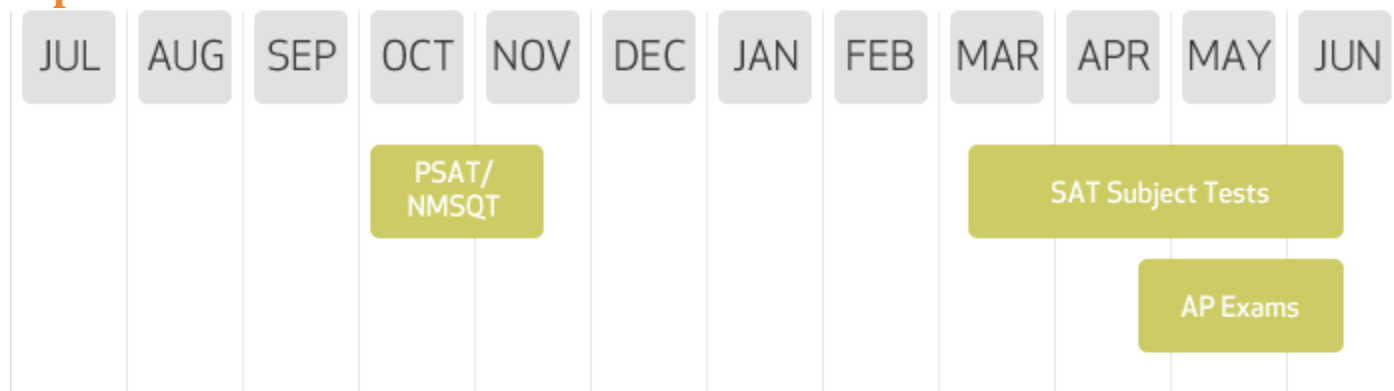


College admissions test timeline

Below we've provided you with a general timeline for taking the college admissions tests. This is a good guide for most students, but you should always take into account your academic, extracurricular, and personal schedule and which standardized tests are required by the colleges on your application list when determining what test dates are best for you.

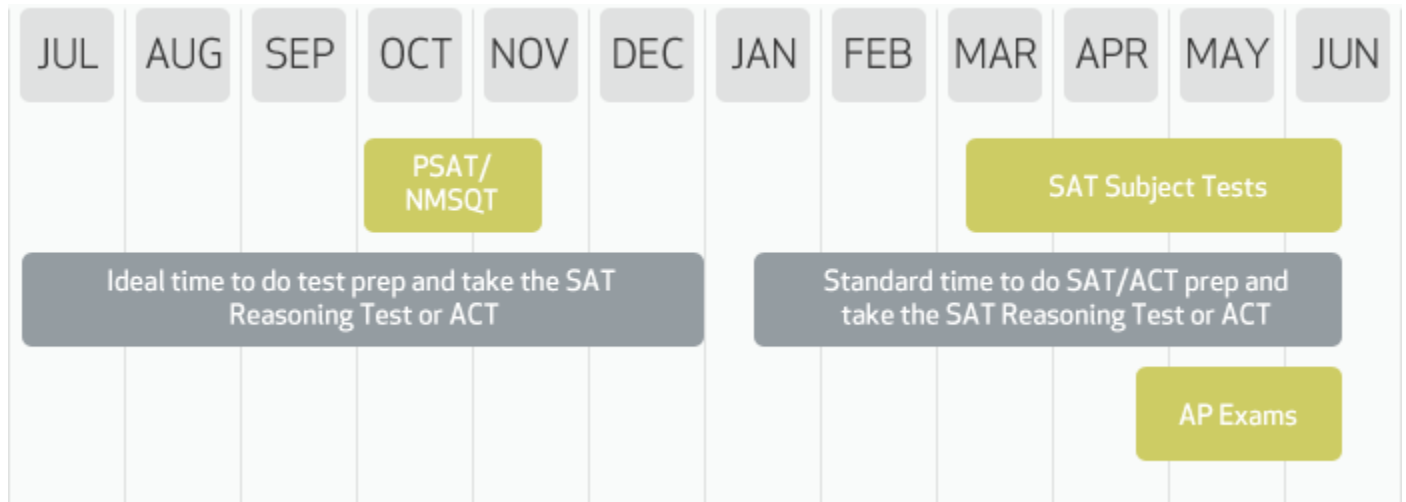
We strongly recommend that students take the SAT or ACT more than once. It doesn't matter how much you know, if you're not mentally prepared on that morning, it can make a big difference in your score.

Sophomore Year



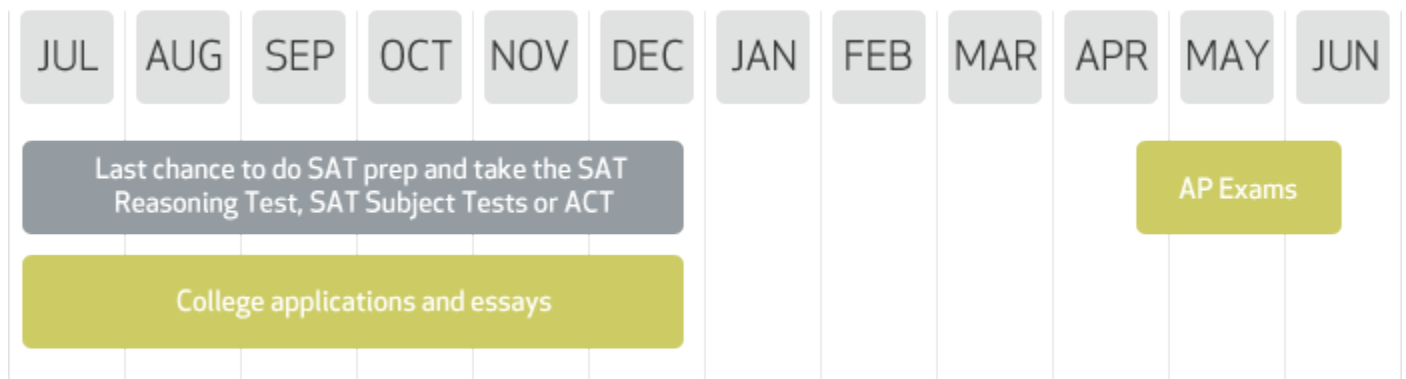
Students who take courses during their sophomore year that correspond to an SAT Subject Test, such as Biology or World History, should consider taking the SAT Subject Test directly following the course while the material is still fresh in their minds (see [SAT Subject Tests Booster Classes](#)).

Junior Year



Students should take the PSAT/NMSQT in the fall of their junior year. By the end of junior year, students should have taken the SAT or ACT and SAT Subject Tests at least once (see [PSAT Booster Classes](#)).

Senior Year



When planning your test-taking schedule, keep in mind that the fall of your senior year will be your last chance to retake the SAT or ACT and to take any of the SAT Subject Tests

Take a practice SAT or ACT exam

All NCSA students are entitled to take a full-length practice SAT or ACT exam through Revolution Prep. These tests offer valuable insight into your individual improvement areas and will help focus how you prep. Once you take your practice test, call Revolution prep at 877.738.7737 and one of our test prep experts will be happy to walk you through how to interpret your results. You can take the exam by visiting your [NCSA toolbox](#).